

DataTrust™ Backup Software

Whitepaper – DataTrust Backup Agent



Table of Content

1	Introduction	3
2	DataTrust Backup Agents.....	4
2.1	Microsoft Exchange	4
2.2	Microsoft SQL Server	6
2.3	Lotus Domino/Notes	7
2.4	Oracle Database	9
2.5	MySQL Database.....	11

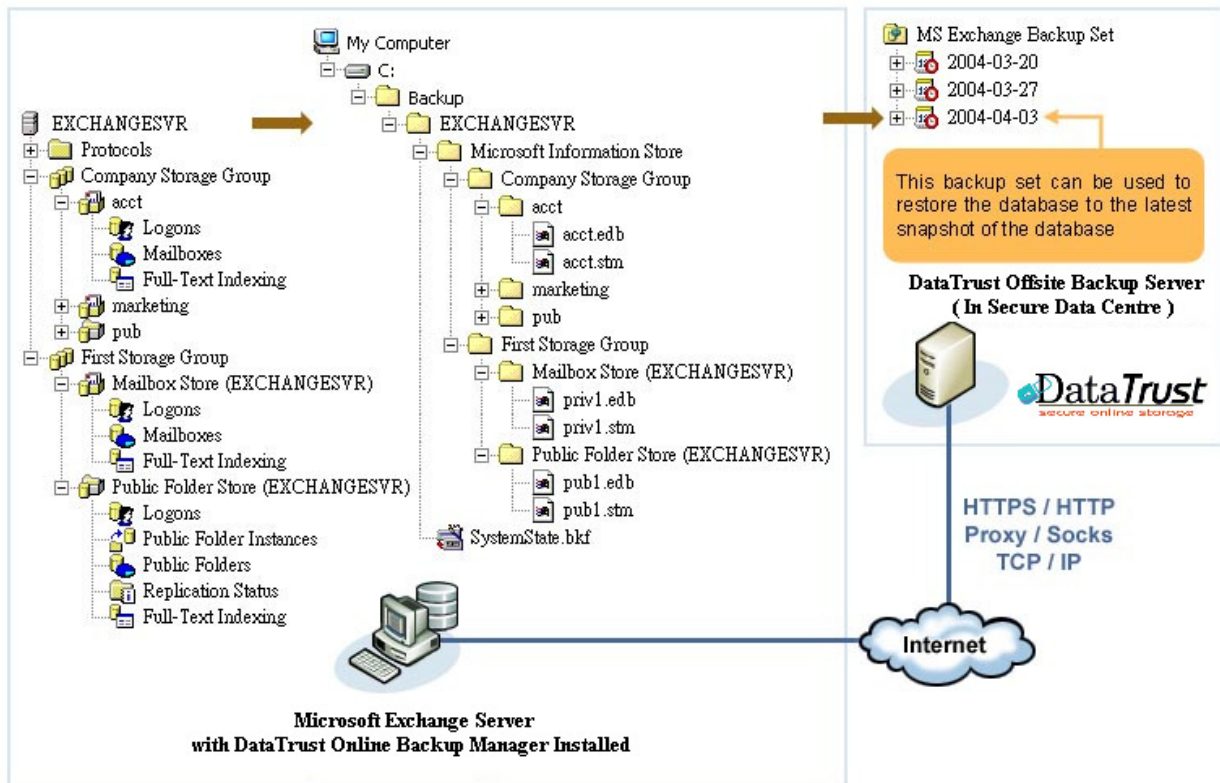
1 Introduction

This document provides an overview on how DataTrust Backup Agents interacts with the corresponding applications during backup operations. It serves as a reference for partners when addressing customers' queries how backup is done on those popular applications.

2 DataTrust Backup Agents

2.1 Microsoft Exchange

How are Microsoft Exchange databases backed up by DataTrust Online Backup Manager?



Descriptions

1. Start Backup
2. Backup Windows System State (Active Directory) to a temporary directory
3. Backup all databases under a Microsoft Exchange Server to a temporary directory
4. Backup all transaction logs under a Microsoft Exchange Server to a temporary directory
5. Upload all backup data (generated in Step 2-4) from the temporary directory to the offsite backup server
6. End Backup

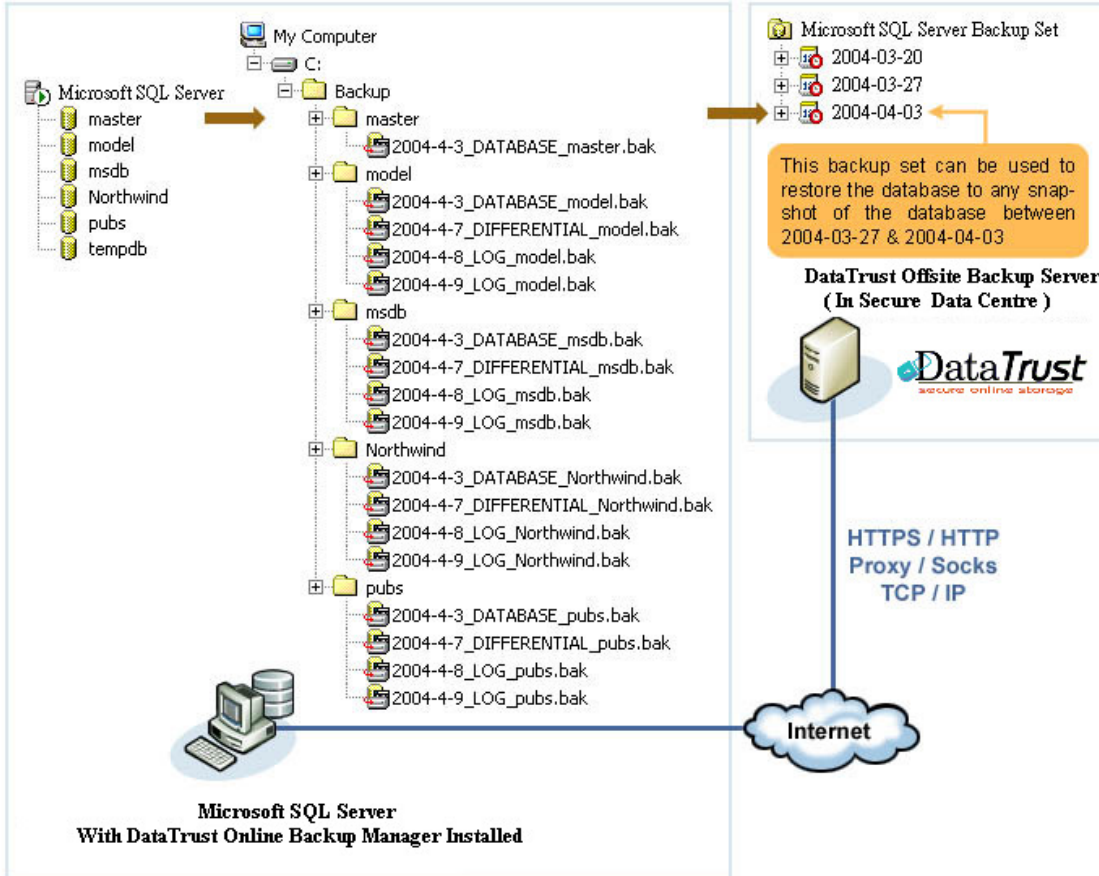
Note

1. Backup will start at its scheduled time automatically.
2. You can restore your database to the latest snapshot of your database.
3. If you choose to run transaction log backup rather than database backup, only new transaction log extents will be copied to the temporary directory and sent to the offsite backup server.

4. DataTrust Online Backup Manager must be installed onto the machine running any Version of from Microsoft Exchange Server 2000 onwards.

2.2 Microsoft SQL Server

How are Microsoft SQL Server databases backed up by DataTrust Online Backup Manager?



Description

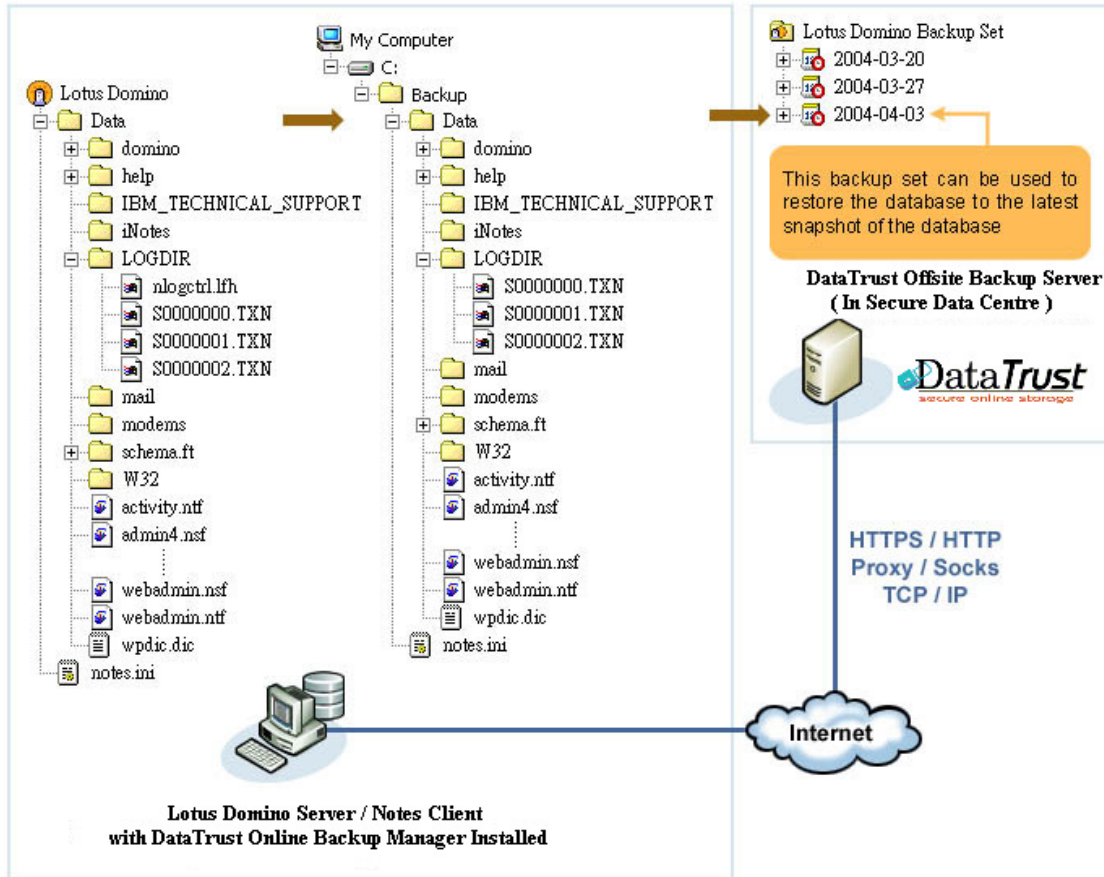
1. Start Backup
2. Backup all databases within a Microsoft SQL Server to their backup files (*.bak) to a temporary directory
3. Send all backup files (*.bak) from the temporary directory to the offsite backup server
4. End Backup

Note

1. Backup will start at its scheduled time automatically.
2. You can restore your database to any snapshot of your database in the past using time-based database restore.
3. If you choose to run incremental backup rather than full backup as stated above, the backup files (*.bak) created in step 2 above will be incremental backup files.
4. DataTrust Online Backup Manager must be installed directly onto the machine running Microsoft SQL Server.

2.3 Lotus Domino/Notes

How are Domino/Notes databases backed up by DataTrust Online Backup Manager?



Description

1. Start Backup
2. Backup all databases / files within the Domino / Notes data directory to a temporary directory
3. Backup the NOTES.INI file to a temporary directory
4. Backup all transaction log extents within log directory to a temporary directory
5. Upload all backup data (generated in Step 2-4) from the temporary directory to the offsite backup server
6. End Backup

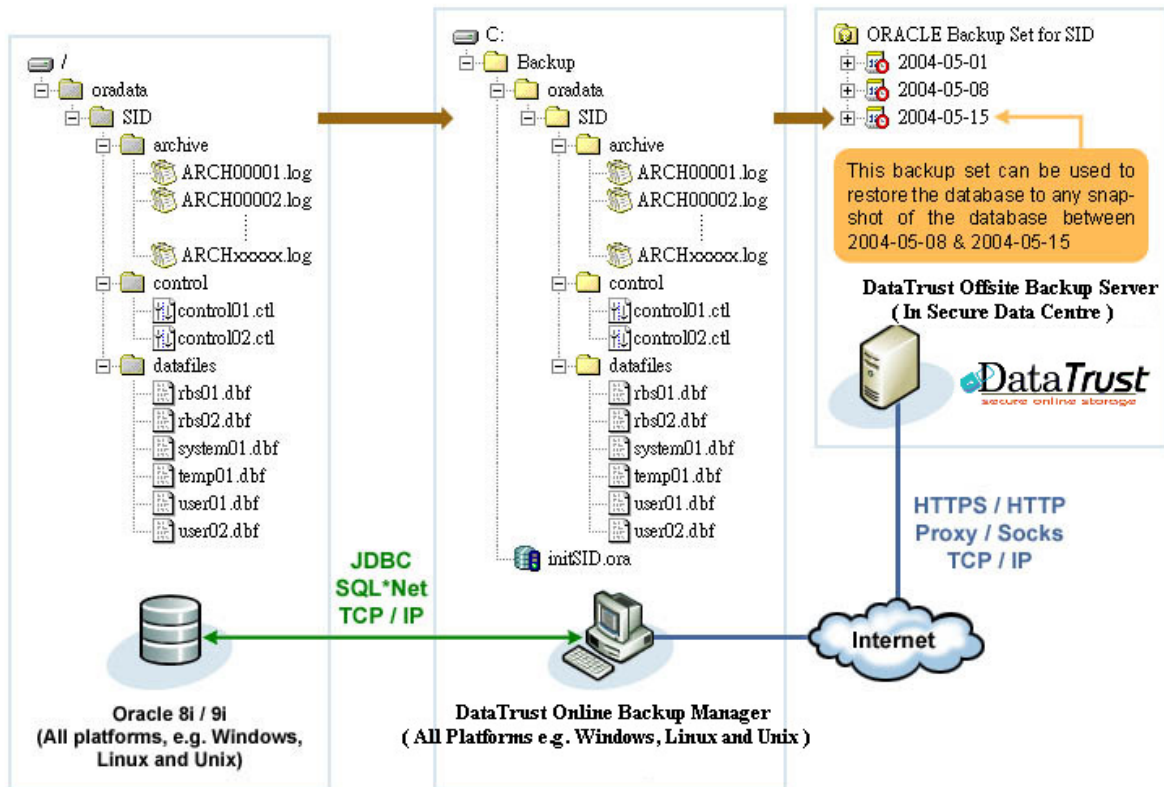
Note

1. Backup will start at its scheduled time automatically.
2. You can restore your database to the latest snapshot of your database.

3. If you choose to run transaction log backup rather than database backup as stated above, only new transaction log extents will be copied to the backup machine and sent to the offsite backup server.
4. DataTrust Online Backup Manager must be installed onto the machine running Lotus Domino / Notes.

2.4 Oracle Database

How are Oracle databases backed up by DataTrust Online Backup Manager?



Description

1. Start Backup
2. Backup all [Data Files] from Oracle to a temporary directory
3. Backup all [Control Files] from Oracle to a temporary directory
4. Backup all [Archived Log Files] from Oracle to a temporary directory
5. Save a copy of the [Init File] (PFile) to a temporary directory
6. Upload all backup data (generated in Step 2-5) from the temporary directory to the offsite backup server
7. End Backup

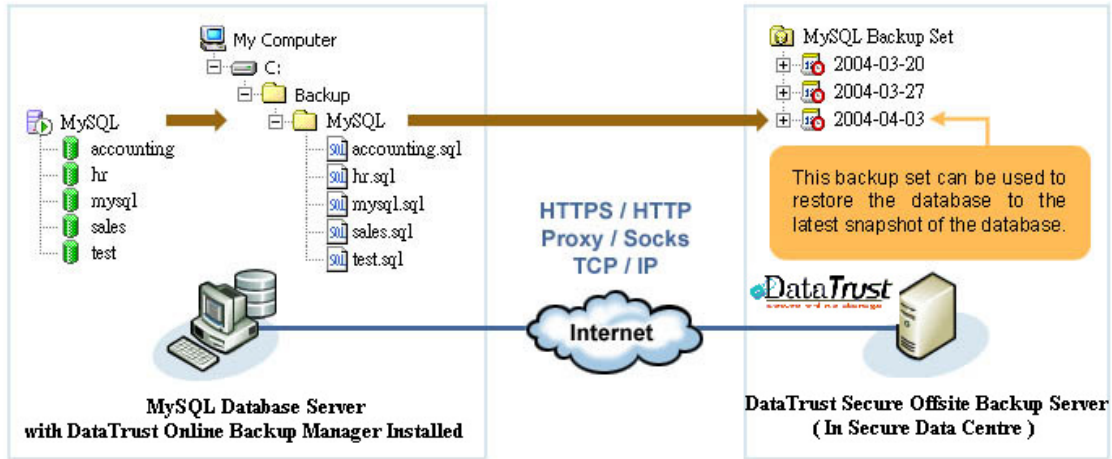
Note

1. Backup will start at its scheduled time automatically.
2. You can restore your database to any snapshot of your database in the past using time-based database restore.

3. If you choose to run incremental backup rather than full backup as stated above, only new archived log files will be copied to the backup machine and sent to the offsite backup server.
4. Both the Oracle database and the backup machine can be either Unix, Linux or Windows and they can reside on the same computer as well as on different computers.

2.5 MySQL Database

How are MySQL databases backed up by DataTrust Online Backup Manager?



Description

1. Start Backup
2. Backup all databases from MySQL to a temporary directory
3. Upload all backup files (generated in Step 2) from the temporary directory to the offsite backup server
4. End Backup

Note

1. Backup will start at its scheduled time automatically.
2. DataTrust Online Backup Manager must be installed onto the machine running MySQL.